

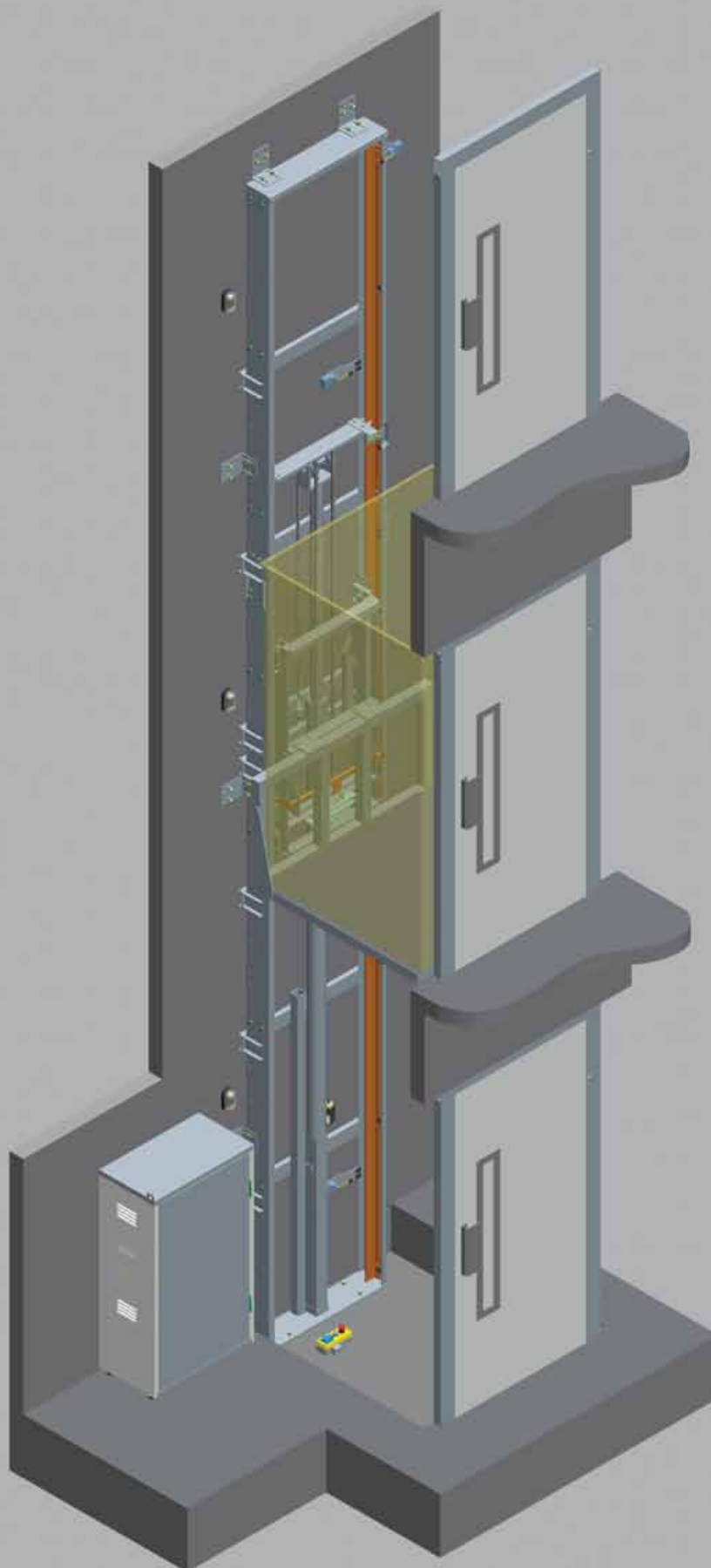
Compact

Goods-Only Hydraulic Lift



BREAKELL

LIFTS




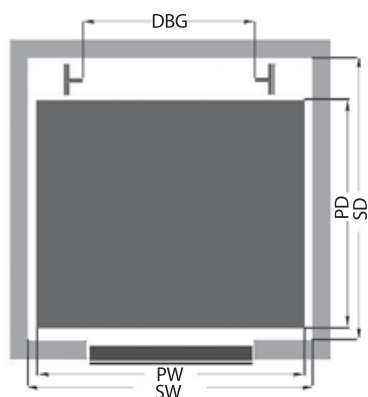
Compact Goods-Only Hydraulic Lift

COMPACT is the goods-only hydraulic lift for freights intended primarily for industrial facilities and warehouses. Reliability of performance, endurance to large freights and harsh work conditions as well as full compliance with legislation, are the characteristics of a dependable working tool, like COMPACT lift.

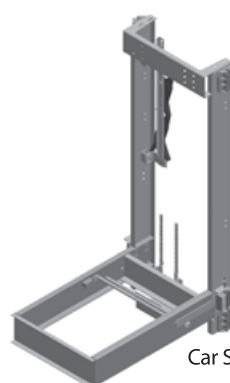
The type of your COMPACT is set by your building and work requirements, since it can be adjusted to your standards.

Features Advantages

- Simplified design for long life
- Suspension 2:1 with maximum rated load up to 1500 kg
- Platform dimensions up to 2000 mm x 1600 mm
- Maximum travel height up to 11.5 m (max 3 landings)
- Maximum operating speed up to 0.15 m/s
- Safety devices: Instantaneous safety gear, Rupture valve
- No requirement for separate machine room, a lockable cabinet is provided
- Type Examination Certificate according to Machinery Directive 2006/42/EC
- Technical support and guarantee by KLEEMANN



Trolley



Car Sling

Technical Specifications	C450N*			C650N*	C1000N*	CSG 200N*	CSG 450N*		CSG 650N*	CSG 1000N*	CSG 1200N*	CSG 1500N*
Drive	Trolley					Car sling						
	Hydraulic (indirect roping) drive					Hydraulic (indirect roping) drive						
Max Rated load [Kg]	350	450	650	1000	300	350	450	650	1000	1200	1500	
Min pit [mm]	220		220	220	430	450		450	460	380	380	
PW: Platform width [mm]	1250		1250	1400	1000	1250		1250	1400	1800	2000	
PD: Platform depth [mm]	1100		1100	1300	1000	1100		1100	1300	1500	1600	
SW: Shaft Width [mm]	1300		1300	1450	1050	1300		1300	1450	1850	2050	
SD: Shaft Depth [mm]	1445		1445	1655	1325	1445		1445	1675	1900	2000	
Max travel height [m]	7	10	9	9	11.5	7	10	9	9	9	10	
DBG: Distance Between Guides [mm]	702		702	818	454	702		702	818	946	1146	
Pump [lit/min]	8	13	13	15	13	8	8	13	13	15	27	36
Motor [kW]	1.8 / 230 V 2 / 400 V		1.8 / 230 V 2 / 400 V	2.5 / 230 V 2 / 400 V	1.8 / 230 V 2 / 400 V	1.8 / 230 V 2 / 400 V		1.8 / 230 V 2 / 400 V	2.5 / 230 V 2 / 400 V	3.5 / 230 V 3 / 400 V	4.8 / 230 V 4.4 / 400 V	
Landing doors	Hinged (semi-automatic)											
* Max number of landings: 4 / Min headroom (mm): 2200												