



BREAKELL
LIFTS

KleemannPark

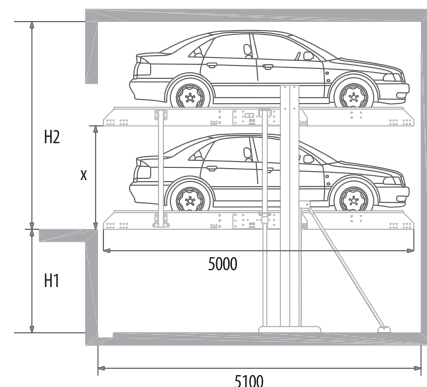


KleemannPark Parking Systems KPS

The installation of the hydraulic KPS Car Parking System ensures more independent parking spaces for two (single platform) or four (double platform) vehicles. They are an ideal solution for more parking spaces at newly built buildings. They are constructed according to the machinery directive 2006/42/EC and the standard EN 14010. Depending on the available space, various types of these systems can be used. The different types concern the available pit depth and all types height. Can be used by, vehicles of various types and dimensions.

Features Advantages

- Suitable for vehicle's height up to 1810mm
- Doubling of parking spaces with minimum space occupation
- The additional parking space is independent and consequently parking on the upper platform does not require the absence of a vehicle at the lower platform.
- Each case is studied specifically according to the building needs by the Engineering Department of KLEEMANN
- Easy installation
- CE marking and complete technical file
- Technical support and guarantee by Kleemann



	Shaft Width (mm)	Platform Width (mm)
Simple Platform	2700	2250
	2950	2500
	3150	2700
Double Platform	4950	4500
	5250	4800
	5450	5000

Dimensions
(mm)

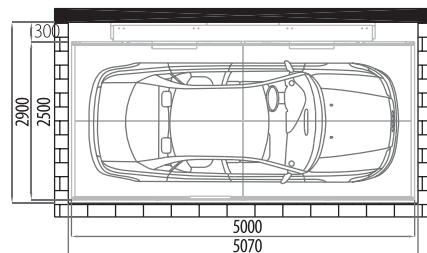
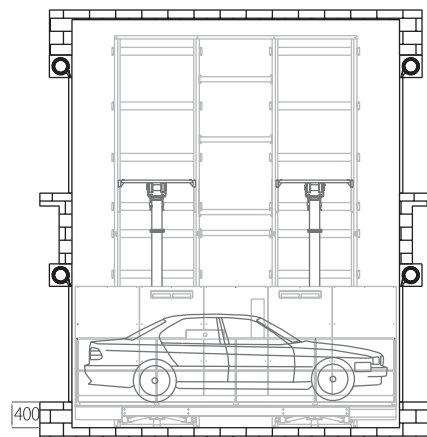
Type	H1	H2	X
Standard	1750	3250	1560
Luxury	1900	3400	1710
Exclusive	2000	3500	1810

KleemannPark Car Lifting Systems KTS

KTS Car Lifting Systems are used for the vertical transportation of vehicles between the ground floor and the basement or between two (2) or more levels, where the construction of a cement ramp or a car lift is not possible. They are constructed according to the machinery directive 2006/42 EC. They are used for maximum vertical transportation up to 12 meters and the easy installation and maintenance are the main advantages of these systems.

Features Advantages

- Special industrial-type rolls supplied with obstacle detection system seamlessly integrated into the automation controller GL1 KTS
- Infrared light curtain installed on the platform for safe vehicle parking
- Requires small depth for the shaft pit
- Covers space only from the one side of the shaft area
- Costs less than the shears technology car lifting system
- Each case is studied and designed specifically by the Engineering Department of KLEEMANN
- Easy and quick installation
- CE marking and complete EC type examination certificate by Liftinstituut
- Technical support and guarantee by Kleemann



	KTS 2200	KTS 3000
Travel	From 2000 mm up to 12000 mm	From 2000 mm up to 10000 mm
Max Rated Load	2200 Kg	3000 Kg
Minimum shaft depth	400 mm	500 mm
Max Clear Platform Dimensions	2440 x 5500 mm	